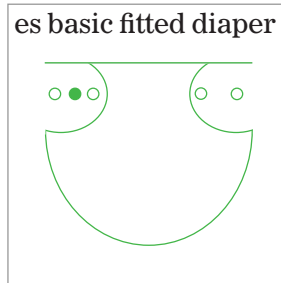
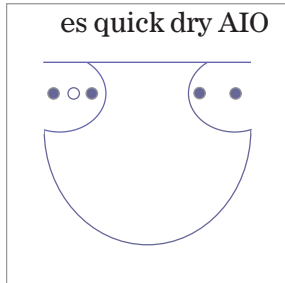

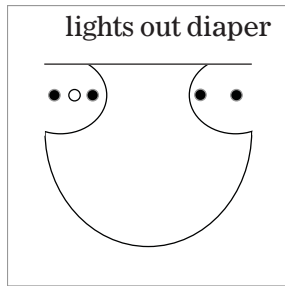
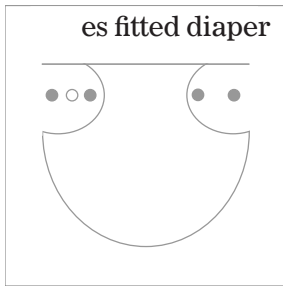



{ esbaby products and instructions }

[cloth diapers and multi-size diapers]

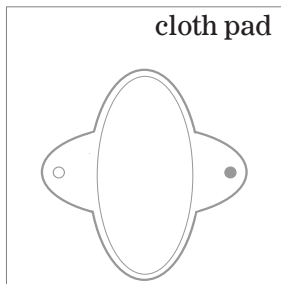
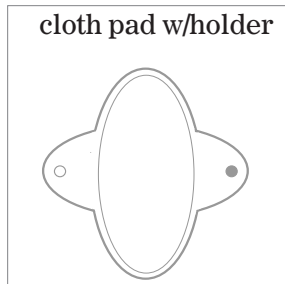
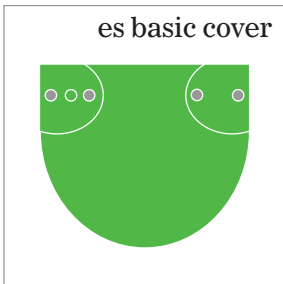


[diaper covers]

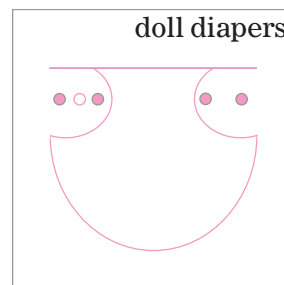
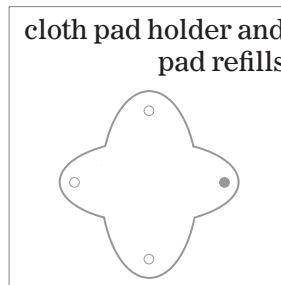
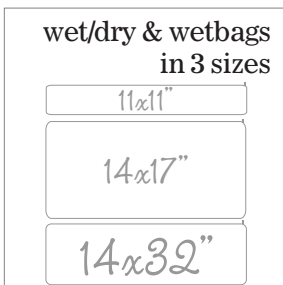


[cloth pads]

mini 8" / regular 10"
overnight 12" / post-partum 14"



[accessories]




washing instructions

M dump solid materials into toilet. store using dry-pail method

A run your load once you can fill [but not overstuff] your washer. rinse diapers in warm water

A wash in hot water with detergent that is fragrance, color-free and has no optical brighteners. use more detergent if you have hard water. use enough detergent to clean a load of dirty laundry but not too much

A rinse in warm water. rinse again in warm water.

N dry hot  **X** line dry to save energy and bleach out stains

all information obtained from
Real Diaper Association
www.realdiaperassociation.org/wash

cloth pads can be laundered with clothes. some people prefer soaking them in cold water to help remove stains.

questions? comments?

please contact me at:
christine@esbaby.net
or call

[315] 243-1854

if you live in the syracuse, NY area and would like to place custom orders - we can set up an appointment for you to come over and see/feel the materials and pick everything out in person.

