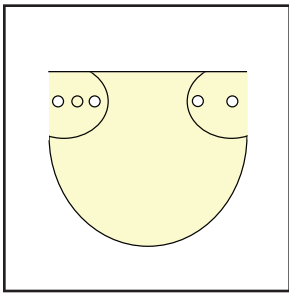


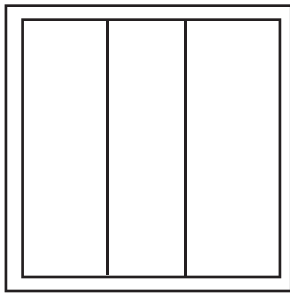
{ a cloth diapering overview } part ii

care instructions


we recommend using the dry pail method/wetbag for storing dirty diapers



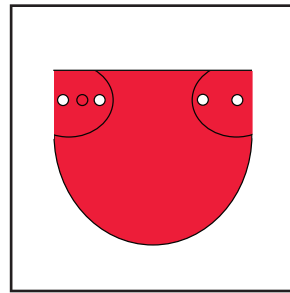
fitted diaper



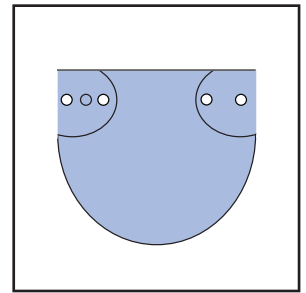
prefold



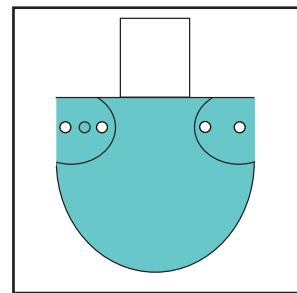
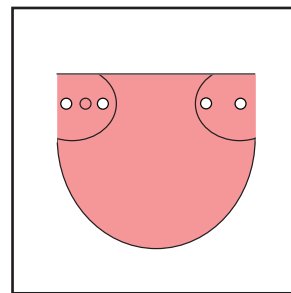
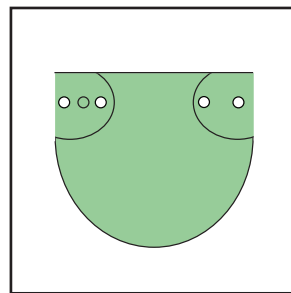
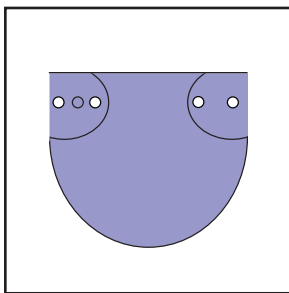
flatfold



PUL/nylon cover



fleece cover



all in two {AI2} quick dry all in one {QDAIO} all in one {AIO} pocket diaper

1

store using dry pail method

2

soak/wash in cold w/no detergent

3

hot wash/cold rinse with 1/2 detergent used for clothing

4

dry hot

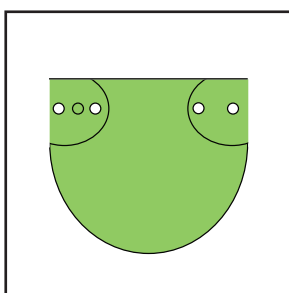
5

line dry

accessories

wool care

wool does not need to be washed after each use. wash when soiled or lanolin content is low. there is wool wash that is specifically for cloth diapers and contains lanolin which helps preserve the water resistance of the cover



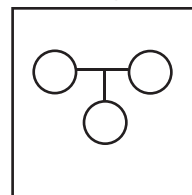
wool cover



hand wash in lukewarm water with wool wash

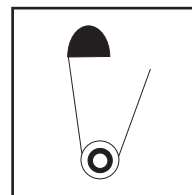


lay flat to dry



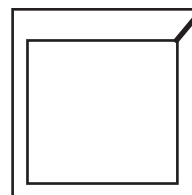
snappi

an alternative to using diaper pins. it has plastic teeth that grip the fabric



diaper pins

specially designed for cloth diapering with a special locking mechanism



wetbag

used for carrying dirty diapers on road trips. or for storing diapers until laundry day